

LYCOMING

A Textron Company

ENGINE LOG

SSP-1872-1

LYCOMING
A Textron Company

652 Oliver Street
Williamsport, PA 17701 U.S.A.
570/323-6181

plug

REM ~~308E~~
38E

ENGINE LOG AND MAINTENANCE RECORD

RECORD OF LYCOMING 2-360-A1A L-39217-36A
MAKE MODEL SERIAL
FROM 6/12/03 20 03 TO _____ 20 _____
DETAILING TIME FROM _____ 0 TO _____
HOURS HOURS

SSP-1872-1


© 1994 by Textron Lycoming "All Rights Reserved"

October 1994

NEW RECIPROCATING ENGINE CERTIFICATE

This is to certify that the engine as described hereinafter has been manufactured run-in and tested as prescribed by **LYCOMING** specifications and Federal Aviation Regulations. No further run-in is required. All applicable Federal Aviation Airworthiness Directives and Lycoming Service Bulletins have been complied with at time of Manufacture.

MODEL O-360-A1A SERIAL NO. L-39217-36A

DATE 6-12-03 
(AUTHORIZED REPRESENTATIVE)

LYCOMING
A Textron Company

LYCOMING ENGINES
652 Oliver Street
Williamsport, PA 17701 U.S.A.

Form No. 777-B (Rev. 3/03)

- Mfgr.
- Type
- Rated H.P.
- Rated R.P.M.
- Bore
- Compress
- Reductio
- Propeller
- Blade De
- Max. Hul
- Pitch
- Name
- Address

ENGINE DESCRIPTION

Mfgr.	LYCOMING	Place	Williamsport, PA 17701	Date	
Type	O 360 A1A	Model	O 360 A1A	Serial No.	L 39217-36A
Rated H.P.	180	Max. H.P.		Weight (Dry)	290
Rated R.P.M.	2700	Max. R.P.M.		Oil Pressure	95 max
Bore	5.125	Stroke	4.375	Displacement	361 Cu. In.
Compression Ratio	8.5/1	Supercharger Ratio	NA		
Reduction Gear Ratio	NA				
Propeller	Sensenich 72FM859-1-85	Hub Design		Hub Serial No.	
Blade Design		Blade Serial No.		Blade Serial No.	
Max. Hub H.P.		Max. Blade H.P.			
Pitch	8.5	Diameter	72	Length	
Name	Allen Chacca				
Address	24011 Countryside Dr.	Mt. Prospect, IL	60447		

ENGINE LOG

Serial No. _____

Date	Time		REPAIRS - ADJUSTMENTS - SERVICE - REMARKS	Signature	License Number
	Hrs	Min			
6/28/03	0	0	Mounted engine on fuselage		
11/6/04	0	0	Drained preservative oil		
4/9/05	0	0	Added 8 quarts Phillips 66 20W-50M		
4/10/05	0	0	First engine start		
6/6/05	1	5	Engine test time		
6/8/05	5	1	Changed oil and filter, 8 qts Phillips 20W-50 M. Filter Champion CH 48110-1, low engine no leaks noted	M. Chow	183-385803
6/9/05	10	3	Added 1 qt Phillips 20W-50M	M. Chow	183-385803
6/18/05	32	0	Added 1 qt Phillips 20W-50M	M. Chow	183-385803
			Page Total	All Repair Data Must Bear the Endorsement of a Certificated Mechanic, and his Rating and Certificate Number MUST be Shown.	
			Brought Forward		
			Total to Date		

6/

ENGINE LOG

Serial No. _____

Date	Time		REPAIRS - ADJUSTMENTS - SERVICE - REMARKS	Signature	License Number
	Hrs	Min			
6/25	43		added 1 qt 20W-50M Phillips oil. Replaced belts/rnts on exhaust brackets with belts/castle nuts	<i>M. Chan</i>	183-38-5813
Page Total			All Repair Data Must Bear the Endorsement of a Certificated Mechanic, and his Rating and Certificate Number MUST be Shown.		
Brought Forward					
Total to Date					

5803

1-5803

5803

se
per

ENGINE LOG

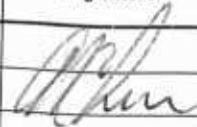

Serial No. _____

Date	Time		REPAIRS - ADJUSTMENTS - SERVICE - REMARKS	Signature	License Number
	Hrs	Min			
7/10	50	0	Changed oil and filter, Added 8qt Phillips 20W-50 XTC non synth no leaks	<i>[Signature]</i>	183385803
9/18/12	102	00	Changed oil & filter. Added 8 qt Phillips 20W 50 XC. Swapped spark plugs top to bottom	<i>[Signature]</i>	183385803
10/24/05	130		Added 1 qt Phillips 20W50 XC	<i>[Signature]</i>	183385803
Page Total			All Repair Data Must Bear the Endorsement of a Certified Mechanic, and his Rating and Certificate Number MUST be Shown.		
Brought Forward					
Total to Date					

D
12/1
6/1
6/9

ENGINE LOG

Serial No. _____

Date	Time		REPAIRS - ADJUSTMENTS - SERVICE - REMARKS	Signature	License Number
	Hrs	Min			
12/19/05	157		Changed oil and filter - 20W50 XC Phillips - new brushes - no leaks		
6/5/06	182		Compression test #1 90-74 #2 90-93 #3 80-74 #4 90-74		
6/9/06	188		Changed oil & filter 20W50 XC Phillips, cleaned gasolator and air filter		187385803
			Page Total	All Repair Data Must Bear the Endorsement of a Certificated Mechanic, and his Rating and Certificate Number MUST be Shown.	
			Brought Forward		
			Total to Date		

8-5803

803

5803

ENGINE LOG

Serial No. _____

Date	Time		REPAIRS - ADJUSTMENTS - SERVICE - REMARKS	Signature	License Number
	Hrs	Min			
6/12/06			Modified baffle section to improve C/H. Test flight 30mm 6500ft 4010F		
8/25/06	2	50	changed oil filter - added 7qt Castrol A080 - SAE40		
10/7	2	70	added 1qt Castrol A080		
10/14	2	75	add 1qt Castrol A080		
			Page Total		
			Brought Forward		
			Total to Date		

All Repair Date Must Bear the Endorsement of a
Certificated Mechanic, and his Rating and
Certificate Number MUST be Shown.

ENGINE LOG

Serial No. _____

Date	Time		REPAIRS - ADJUSTMENTS - SERVICE - REMARKS	Signature	License Number
	Hrs	Min			
11/24			add 1qt Castrol	<i>[Signature]</i>	183385803
11/25			tightened alt belt	<i>[Signature]</i>	183385803
12/29	2	45	changed oil and filter 7qt Castrol AA 80	<i>[Signature]</i>	183385803
4/12			added 1qt oil	<i>[Signature]</i>	183385803
4/21	3	29.1	changed oil and filter 6 qt Castrol AA 90	<i>[Signature]</i>	183385803
5/5/07	3	45	added 1qt Castrol 80		
7/1/07	3	73 8	changed oil and filter Castrol 80 no leak	<i>[Signature]</i>	183385803
			Page Total	All Repair Data Must Bear the Endorsement of a Certificated Mechanic, and his Rating and Certificate Number MUST be Shown.	
			Brought Forward		
			Total to Date		

9
9

ENGINE LOG

Serial No. _____

Date	Time		REPAIRS - ADJUSTMENTS - SERVICE - REMARKS	Signature	License Number
	Hrs	Min			
9/18/1	4	06	added 1 qt oil	<i>[Signature]</i>	183 385 803
9/19	4	14	added 1 qt oil	<i>[Signature]</i>	183 385 803
Page Total			All Repair Data Must Bear the Endorsement of a Certificated Mechanic, and his Rating and Certificate Number MUST be Shown.		
Brought Forward					
Total to Date					

23
23
803
803
803

ENGINE LOG

Serial No. _____

Date	Time		REPAIRS - ADJUSTMENTS - SERVICE - REMARKS	Signature	License Number
	Hrs	Min			
10/13	4	36	added 1 qt oil		
10/14	4	39	changed oil filter, cleaned, gapped, retuned plugs compress test 78/78/78/76 over 80 adjusted mag lining		
3/7			added 1 qt oil		
3/9			added 1 qt oil		
4/5	4	71	added 1/2 qt oil		
4/8			added 1 qt oil		
4/12			added 1 qt oil		
Page Total			All Repair Data Must Bear the Endorsement of a Certificated Mechanic, and his Rating and Certificate Number MUST be Shown.		
Brought Forward					
Total to Date					

41

ENGINE LOG

Serial No. _____

Date	Time		REPAIRS - ADJUSTMENTS - SERVICE - REMARKS	Signature	License Number
	Hrs	Min			
6/18			added 1 qt oil - <i>Al Chun</i>	183 38 5803	
8/10			added 1 qt oil <i>Al Chun</i>	183 38 5803	524
8/16	5	33	changed oil and filter <i>Al Chun</i>	183 38 5803	
10/25			Replaced oil pressure sensor <i>Al Chun</i>		
11/1	5	40	added 1 qt oil. Weight <i>Al Chun</i>	183 38 5803	
				<i>Al Chun</i>	
Page Total			All Repair Data Must Bear the Endorsement of a Certificated Mechanic, and his Rating and Certificate Number MUST be Shown.		
Brought Forward					
Total to Date					

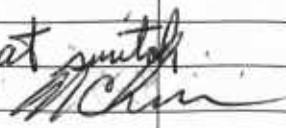
ENGINE LOG

Serial No. _____

Date	Time		REPAIRS - ADJUSTMENTS - SERVICE - REMARKS	Signature	License Number
	Hrs	Min			
2/5			added 1 qt oil		
3/14	5:50	57	changed oil & filters	193 385803 <i>[Signature]</i>	
4/11			added 1 qt oil	<i>[Signature]</i>	
7/18/09	6:40		Compression cold 75/78/76/77 over 80 replaced spark plugs with new UREM 38E replaced brake pads rotated tires - some side - inside to outside		10C415C
Page Total			All Repair Data Must Bear the Endorsement of a Certificated Mechanic, and his Rating and Certificate Number MUST be Shown.		
Brought Forward					
Total to Date					

ENGINE LOG

Serial No. _____

Date	Time		REPAIRS - ADJUSTMENTS - SERVICE - REMARKS	Signature	License Number
	Hrs	Min			
			adjusted valve timing, replaced # EGT changed oil and filter, changed EGT bottom changed handheld radio batteries replaced left landing light lens, repaired wire at switch adjusted angle of marker beacon antenna.		

		Page Total	All Repair Data Must Bear the Endorsement of a Certificated Mechanic, and his Rating and Certificate Number MUST be Shown.
		Brought Forward	
		Total to Date	

ENGINE LOG

Serial No. _____

Date	Time		REPAIRS - ADJUSTMENTS - SERVICE - REMARKS	Signature	License Number
	Hrs	Min			
9/27/10	7	10	Changed oil and filter	<i>M. Chm</i>	1P3385503
12/6	7	4	Cleaned out water and filter	<i>M. Chm</i>	
6/21/10	8	65	Changed oil & filter	<i>M. Chm</i>	
7/25/10	8:40	8:10	Compression 77/77/76/76 over 80 Temp 250 Cold ready. Swapped plugs top to bottom	<i>M. Chm</i>	
			Page Total		
			Brought Forward		
			Total to Date		

All Repair Data Must Bear the Endorsement of a Certified Mechanic, and his Rating and Certificate Number MUST be Shown.

47

8

ENGINE LOG

Serial No. _____

Date	Time		REPAIRS - ADJUSTMENTS - SERVICE - REMARKS	Signature	License Number
	Hrs	Min			
4-29-2010	9	20	oil change 920 hrs Filter Change Compressions #1 75 #2 76 #3 75 #4 75		
8-2-11	9	20	Cleaned Spark Plugs Replaced Spark Plugs AD - SIL MS-15 Rev 1 Carburetor AD Completed PN 08-06510 installed		
			Page Total	All Repair Data Must Bear the Endorsement of a Certificated Mechanic, and his Rating and Certificate Number MUST be Shown.	
			Brought Forward		
			Total to Date		

ENGINE LOG

Serial No. _____

Date	Time		REPAIRS - ADJUSTMENTS - SERVICE - REMARKS	Signature	License Number
	Hrs	Min			
08-20-12			Compressor #1 72/78		
			#2 73/78		
			#3 72/78		
			#4 71/77		
			Change oil 20w-50 Phillips		

		Page Total	All Repair Data Must Bear the Endorsement of a Certificated Mechanic, and his Rating and Certificate Number MUST be Shown.
		Brought Forward	
		Total to Date	

ENGINE LOG

Serial No. _____

Date	Time		REPAIRS - ADJUSTMENTS - SERVICE - REMARKS	Signature	License Number
	Hrs	Min			
9-2013			900 hrs oil Change / Filter 20W-50 Phillips oil Sample Sent to Lab Mag Timing Checked Compressions #1 77/80 #3 75/80 #2 77/80 #4 76/80 oil filter Cot And Checked Clean		
			Page Total		
			Brought Forward		
			Total to Date		

All Repair Data Must Bear the Endorsement of a Certified Mechanic, and his Rating and Certificate Number MUST be Shown.

ENGINE LOG

Serial No. _____

Date	Time		REPAIRS - ADJUSTMENTS - SERVICE - REMARKS	Signature	License Number						
	Hrs	Min									
9-2013			Cleaned / Tested / Rotted Spark Plugs Installed Antispin Aero Oil Separator / Polished for O360								
<table border="1" style="width: 100%; border-collapse: collapse;"> <tr> <td style="width: 50%;">Page Total</td> <td></td> </tr> <tr> <td>Brought Forward</td> <td></td> </tr> <tr> <td>Total to Date</td> <td></td> </tr> </table>			Page Total		Brought Forward		Total to Date		All Repair Data Must Bear the Endorsement of a Certificated Mechanic, and his Rating and Certificate Number MUST be Shown.		
Page Total											
Brought Forward											
Total to Date											

ENGINE LOG

Serial No. _____

Date	Time		REPAIRS - ADJUSTMENTS - SERVICE - REMARKS	Signature	License Number
	Hrs	Min			
8-14-10	10	10	Compressions 1=77 2=77 3=78 4=77 Oil Changed Filter Changed Spark Plugs Cleaned/Inspected/rotated Magns Checked/Timed		
			Page Total	All Repair Data Must Bear the Endorsement of a Certificated Mechanic, and his Rating and Certificate Number MUST be Shown.	
			Brought Forward		
			Total to Date		

ENGINE LOG

Serial No. _____

Date	Signature	License Number
INSPECTED ANITSPLATAERO OIL/AIR SEPARATOR NO CARBON BUILD UP FOUND ON EXHAUST PIPE http://www.antisplataero.com/ 1030 HOURS TOTAL TIME 11-1-2014 <i>HAH</i>		
FIXED BROKEN SAFTEY WIRE ON LOWER BAFFLE CYN 2/4 1030 HOURS TOTAL TIME 11-1-2014 <i>HAH</i>		
INSTALLED FACTORY REBUILT SKYTEC STARTER 149-12LS SERIAL NUMBER F2L-140305 FORM # 14110734 WORK ORDER # 14110734 11-16-2014 TOTAL HOURS ON ENGINE 1030		
<i>HAH</i>		

PROTECT YOUR STARTER!
THIS AIRCRAFT IS EQUIPPED WITH A
HIGH PERFORMANCE SKY-TEC STARTER.
**DO NOT CRANK STARTER
FOR MORE THAN
10 SECONDS!**
ALLOW 20 SECONDS TO COOL DOWN
BETWEEN ATTEMPTS. REPEAT UP TO 6 TIMES.
THEN LET STARTER COOL FOR 30 MINUTES.

Must Bear the Endorsement of a
mechanic, and his Rating and
Certificate Number MUST be Shown.

ENGINE LOG

Serial No. _____

Date	Time		REPAIRS - ADJUSTMENTS - SERVICE - REMARKS	Signature	License Number
	Hrs	Min			
			INSTALLED EZ-HEAT MODEL 440 TOTAL TIME 1031 http://e-zheat.com/shop/ INSTALL DATE 11-29-2014 Power Consumption: 300 watts or less / Thermostatically Controlled Power Requirement: 110/120 volts Preheat Time: 3 to 5 hours on cold soaked engine, since unit is thermostatically controlled, it may be left on overnight, or all the time. Cowl covers and prop covers are recommended for extreme cold weather. Size: 3 3/4 x 4 1/2 Unit is FAA accepted, no STC or Form 337 required.		
			Page Total		
			Brought Forward		
			Total to Date		

All Repair Data Must Bear the Endorsement of a Certificated Mechanic, and his Rating and Certificate Number MUST be Shown.

ENGINE LOG

Serial No. _____

Date	Time		REPAIRS - ADJUSTMENTS - SERVICE - REMARKS	Signature	License Number
	Hrs	Min			
5-13-15			1059 hrs oil Change 20W-50 Phillips Tempest AA4B110-2 CAM GUARD one pint		
Page Total Brought Forward Total to Date			All Repair Data Must Bear the Endorsement of a Certificated Mechanic, and his Rating and Certificate Number MUST be Shown.		

ENGINE LOG

Serial No. _____

Date	Time		REPAIRS - ADJUSTMENTS - SERVICE - REMARKS	Signature	License Number
	Hrs	Min			
5-13-15	10	59	1059 hours		
			Anti splataero VACUM Cleaned		
			Anti splataero Safety Bypass Kit Installed		
			Page Total		
			Brought Forward		
			Total to Date		

All Repair Data Must Bear the Endorsement of a
Certificated Mechanic, and his Rating and
Certificate Number MUST be Shown.

ENGINE LOG

Serial No. _____

Date	Time		REPAIRS - ADJUSTMENTS - SERVICE - REMARKS	Signature	License Number
	Hrs	Min			
8-23-15			Cleaned SPARK Plugs		
10/6/17			MAG Timing Check		
TOTAL			Compressions 1-28/80 2-28/80 3-27/80 4-28/80		
HOURS			Engine tested cold OAT 72		
			Page Total	All Repair Data Must Bear the Endorsement of a Certified Mechanic, and his Rating and Certificate Number MUST be Shown.	
			Brought Forward		
			Total to Date		